

Treadmills



# Treadmills

For the Home

---

simple

reliable

comfortable

---



Vision Fitness began as a division of the Trek® Bicycle Company, where we pioneered the development of the smoothest, quietest, and most comfortable fitness bikes available. In 1996, Vision Fitness was spun off by the Trek® Fitness management team to continue to bring to market innovative fitness products. We offer you the same combination of quality, value, and performance that has made our founding company the most requested bicycle brand in America.

Over the last 10-plus years, we have grown from offering three fitness bikes to a full lineup of award-winning treadmills, elliptical trainers, fitness bikes, and strength equipment. Today, we are one of the top fitness equipment companies in the world. We attribute our success to our dedication to high quality standards, the development of innovative products that motivate people to achieve their goals, and unsurpassed customer service.



VISION FITNESS headquarters  
located in Lake Mills, WI



To learn more about Vision Fitness and our complete line of quality fitness products, please visit our website:  
[www.visionfitness.com](http://www.visionfitness.com).

# Awards & Media

Vision Fitness prides itself in creating high-quality fitness products at an exceptional value that best help you achieve your fitness goals. Vision Fitness® products have earned numerous "Best Buy" awards since 1995. Below is a list of these award-winning products:

<b>T9200</b> - Platform Treadmill	February 2008
<b>T9200</b> - Platform Treadmill	February 2007
<b>R2250HRT</b> - Semi-Recumbent Fitness Bike	Health Magazine - Jan./Feb. 2007
<b>R2250HRT</b> - Semi-Recumbent Fitness Bike	Consumers Digest - February 2007
<b>E3200HRT</b> - Upright Fitness Bike	Consumers Digest - February 2007
<b>T9500</b> - Platform Treadmill	February 2006
<b>T9200</b> - Platform Treadmill	February 2006
<b>E3200HRT</b> - Upright Fitness Bike	BBC Focus U.K. - January 2006
<b>E3100</b> - Upright Fitness Bike	Men's Fitness U.K. - March 2005
<b>X6100</b> - Elliptical Trainer	Health Magazine - Jan./Feb. 2005
<b>T9200</b> - Platform Treadmill	January 2005
<b>X6200HRT</b> - Elliptical Trainer	Which? Magazine U.K. - August 2004
<b>E3000</b> - Upright Fitness Bike	Consumers Digest - February 2004
<b>T9200</b> - Platform Treadmill	January 2004
<b>T9200</b> - Platform Treadmill	May 2003
<b>R2000</b> - Semi-Recumbent Fitness Bike	Consumers Guide
<b>X6200</b> - Folding Elliptical Trainer	Consumers Digest - Jan./Feb. 2001
<b>R2200</b> - Semi-Recumbent Fitness Bike	Consumers Digest - Jan./Feb. 2001
<b>X6200</b> - Folding Elliptical Trainer	Consumers Digest - Sept./Oct. 1998
<b>R2200</b> - Semi-Recumbent Fitness Bike	Consumers Digest - Sept./Oct. 1998
<b>E4100</b> - Dual-Action Upright Fitness Bike	Consumers Digest - Sept./Oct. 1998
<b>E3200</b> - Upright Fitness Bike	Consumers Digest - Sept./Oct. 1998
<b>E4100</b> - Dual-Action Upright Fitness Bike	Consumers Digest - Nov./Dec. 1997
<b>R2200</b> - Semi-Recumbent Fitness Bike	Consumers Digest - Nov./Dec. 1996
<b>R2200</b> - Semi-Recumbent Fitness Bike	Consumers Digest - Sept./Oct. 1995



Try an award-winning Vision Fitness® treadmill at your local specialty fitness retailer. We are confident you will agree with the thousands of satisfied users and find our treadmills are the simplest, most reliable, and most comfortable you have ever used.



## Runner's World January 2007

**T9600 Premier**

"Testers loved the quick-speed and incline buttons which let them easily select their level and go with the Vision Fitness **T9600 Premier**

... This is perhaps the best value in a home treadmill we've seen."

## National Geographic Adventure February 2006

**T9450 Premier (now T9550)**

"Most folding treadmills ... feel like they are going to fall apart when you accelerate above a jog. Not so with the **T9450 Premier**. The 250-lb. machine is rock-solid, folds to less than five feet by three feet, and rolls smoothly away. The unit is loaded with custom programs, including **SPRINT 8®**, an innovative interval-training program that reportedly revs up human growth hormone production (the stuff that keeps you looking young)."



## Real Simple April 2005

**T9200**


"The **T9200** is tough enough for daily use, with a sturdy frame, a 2.5-horsepower motor, and a 54-by-20-inch running area. Its quick speed and elevation keys mean you won't have to wait for the machine to catch up after you hit the arrow buttons."

## *Simple*

---

Vision Fitness wants you to enjoy your workout experience. To help you do this, we've developed simple-to-use yet engaging, motivational programming, such as SPRINT 8, Fat Burner, Muscle Toner, and Heart Rate Training (HRT), to keep you going that extra mile. Regardless of whether you choose a Vision Fitness® treadmill with programming or not, all of our models offer contact heart rate for a quick check of your heart rate. Our consoles are easy to read and understand, giving you all the information you need to achieve your goals, including Time, Distance, Calories, and Heart Rate. You'll find Quick Keys for easy speed and elevation adjustments during your workout. Our Premier consoles even store your workout totals, so you can track your progress over time.

Our space-saving folding system, found on the **T9250** and **T9550** models, allows you to unfold our treadmills by simply lifting the latch and lowering the treadmill deck. Our exclusive "drop assist" deck helps support the weight as the treadmill is lowered and lifted, making it especially easy to use. When you're done with your workout, simply lower the elevation to zero and fold up; the locking mechanism will click into place. Now if only your workout were that easy!



The **T9250** and **T9550** can be folded to take up less space



## *Reliable*

---

Vision Fitness focuses on quality components instead of the fancy bells and whistles. We design our digital drive packages (motor, lower board, and console) from the ground up for the most reliable performance, rather than buying off-the-shelf components that may not work well together over time.

A quality treadmill is a large investment, and it must be reliable and maintainable year after year. We insure a reliable, longer-lasting treadmill by performing rigorous tests on our products. Our testing led us to create large motor compartments with ventilated covers and large 2.5-inch crowned rollers for our treadmills. This keeps the key components running cooler and more efficiently.

Vision Fitness® treadmills are significantly different from those of our competitors because we use wax on our decks as a lubricant instead of lower cost silicone. Our low-maintenance prewaxed decks are designed to hold up for hundreds of hours of use (based on user's weight and workout speed) without ever needing service. Wax

impregnates the belt and acts as a lubricant between the belt and the deck and has properties that last longer than silicone. Our decks can easily have wax reapplied if needed, and you can flip the deck on our popular **T9600** model. When looking for a long-lasting, high quality treadmill, make sure that the treadmill you choose has a wax system and not a silicone one.



One of the many tools we use to test treadmill life

## *Comfortable*

Vision Fitness allows exercisers to experience the utmost in comfort by redesigning how a treadmill offers cushioning. Eight variable-durometer elastomer cushions are strategically placed for extra cushioning where your foot strikes the belt and firm support where your foot pushes off.

The stability of the frame is just as important as the cushioning. Our rigid frame construction with supportive braces underneath the deck insures that, when walking or running on the treadmill, all of the cushion is provided through the deck and elastomers.

For added comfort, an orthopedic cushioned belt comes standard on our **T9550**, **T9500**, and **T9600** treadmills. This thick belt provides extra shock-absorption.



Quality components, such as our elastomer cushions and orthopedic belts (pictured here), offer a comfortable workout

# Customize Your Treadmill

Vision Fitness configured our platform and folding treadmill frames so that they can be matched with any of our three console options. Simply choose the console that meets your needs, and add it to the frame that offers what you want. The result is the perfect treadmill for you!

## 1 Choose your CONSOLE

### SIMPLE

- Blue LED Screen
- No Programs
- Easy Operation
  - Quick Keys
- Contact Heart Rate



### DELUXE

- Blue Backlit LCD Screen
- 3 LED Feedback Windows
  - 18 Programs, including SPRINT 8
- 3 User Log-In Profiles
  - Telemetric & Contact Heart Rate



### PREMIER

- Full-Color LCD Screen
- 4 Background Scenes
  - 21 Programs, including SPRINT 8
- ATM-style Buttons and Quick Keys
  - Telemetric & Contact Heart Rate



## 2 Select your FRAME

### T9200

- Heavy Gauge Steel Frame
- 2.5 hp Digital Drive System
  - 54" x 20" Workout Area
  - 2-ply Belt
- 2.5-inch Crowned Rollers



### T9500

- Heavy Gauge Steel Frame
- 3.0 hp Digital Drive System
- Larger 57" x 20" Workout Area
- 4.4 mm Orthopedic Cushioned Belt
- Higher Maximum Speed of 12 mph



### T9600

- Extra-heavy Gauge Steel Frame
- 3.0 hp Digital Drive System
  - Larger 60" x 20" Workout Area
- 4.4 mm Orthopedic Cushioned Belt
- Increased Elevation Range of 0 to 15%
- Reversible Deck



### T9250

- Heavy Gauge Steel Folding Frame
- 2.5 hp Digital Drive System
  - 54" x 20" Workout Area
  - 2-ply Belt
- 2.5-inch Crowned Rollers



### T9550

- Heavy Gauge Steel Folding Frame
- 3.0 hp Digital Drive System
- Larger 57" x 20" Workout Area
- 4.4 mm Orthopedic Cushioned Belt
- Higher Maximum Speed of 12 mph



## 3 The PERFECT TREADMILL for you!



# Console Options

Key features found on all Vision Fitness® home treadmill consoles:

- Quick Start Button—Simply press and go.
- Speed and Elevation Quick Keys—Provide easy, single touch adjustments while working out.
- Accessory Tray w/Integrated Reading Rack— Holds your cell phone, remote control, or MP3 player.
- Ergonomic Handlebar with Contact Heart Rate
- Easy-to-read Display
- Elevation, Time, Distance, Calories, Speed, Pace, and Heart Rate Readouts



**SIMPLE**

There is a reason why we called this the **Simple** console—simply press the Start button, and you're on your way to a great workout! The display features a large LED for easy viewing, while the smaller LED gives you your heart rate feedback from the contact heart rate bar. If you do not need any programs or additional feedback from the console, then the **Simple** console is your best choice.



**DELUXE**

Our **Deluxe** console is designed for the user who wants programming but not necessarily every top-of-the-line feature. This console has 18 programs—three interactive heart rate programs, three goal programs, five custom user programs, and six preset programs that include Muscle Toner and Speed Intervals. It also features the exclusive SPRINT 8® 20-minute anaerobic workout. The blue backlit LCD and three upper LED windows give extra data at a glance, and the graphic display lets you know where you are in your workout.



**PREMIER**

Our **Premier** console is loaded with all of the programming features you'll need to achieve your fitness goals, from its four interactive heart rate programs to the exclusive SPRINT 8® workout. It even keeps track of your workout totals by allowing up to six users to personalize and save their data in a personal workout calendar. The full-color LCD display with its interactive ATM-style keys easily guides and engages the user through each workout with easy-to-read instructions, various background scenes, and more.

# Frame Options

Key features found on all Vision Fitness® home treadmill frames:

- 2.5-inch Crowned Rollers—Reduce wear on the belt and help keep it centered.
- One-inch Prewaxed Phenolic Deck—Adds durability and longevity.
- Non-slip Side Rails—Grip your shoes for added safety and comfort.
- Variable-durometer Elastomer Cushioning System—Provides cushioning and support right where you need it.
- Side Handlebars
- Front Transport Wheels—Allow easy movement.
- Large, Ventilated Motor Cover—Keeps the system cooler for a longer life.
- Metal End Caps—Will not break like most plastic end caps.
- Belt Guides—Help the belt track properly.



**T9200**  
PLATFORM  
TREADMILL



**T9250**  
FOLDING  
TREADMILL



**T9500**  
PLATFORM  
TREADMILL



**T9550**  
FOLDING  
TREADMILL



**T9600**  
PLATFORM  
TREADMILL

The **T9200** and **T9250** are our popular entry-level platform and folding treadmills. They utilize a 2.5 hp digital drive system and a standard 2-ply belt. The workout area is a comfortable 54" x 20", and the frame consists of our standard heavy gauge tubing. The **T9250** folding model, like the **T9550**, features our exclusive "drop assist" deck—the shocks help support the weight when you lift and lower the deck.

The **T9500** and **T9550** platform and folding treadmills offer many of the same features as our **T9600**, such as the 3.0 hp Cambridge Motor Works™ motor with matching 3.0 hp digital drive system, along with our 4.4 mm orthopedic belt, but in a workout area of 57" x 20". These models utilize our standard heavy gauge tubing.

The **T9600** is our top-of-the-line treadmill frame. It incorporates our largest deck (which can be flipped to double its life), measures 60" x 20", and boasts our extra-heavy gauge steel tubing for heavier and taller users. It also has our 3.0 hp Cambridge Motor Works™ motor with a matching 3.0 hp digital drive system to assure smooth, consistent power, even at lower speeds. The extra-thick 4.4 mm orthopedic belt provides an extra-comfortable workout.



feature	Premier	Deluxe	Simple
console and programs	ADVANCED FULL-COLOR LCD w/ATM-STYLE BUTTONS 4 Background Scenes 6 Classic Programs (including SPRINT 8®), 4 HRT® Programs, 3 Goal Programs, 5K, 10K, 15K, 5 Custom Programs	BLUE BACKLIT LCD w/UPPER DISPLAY 3 User Log-In Profiles SPRINT 8®, 4 Classic Programs, 3 HRT® Programs, 3 Goal Programs, 5K, 10K, 5 Custom Programs	BLUE LED No Programs
console feedback	Elevation, Speed, Distance, Time, Heart Rate, Calories, Pace, Avg. Pace, Avg. Speed, % Heart Rate	Elevation, Speed, Distance, Time, Heart Rate, Calories, Pace, Avg. Speed, % Heart Rate	Elevation, Speed, Time, Distance, Calories, Pace, Heart Rate
heart rate	Contact & Telemetric	Contact & Telemetric	Contact

feature	T9600 platform	T9500 platform	T9200 platform	T9550 folding	T9250 folding
belt area	60" x 20"	57" x 20"	54" x 20"	57" x 20"	54" x 20"
elevation	0 to 15% Cambridge Motor Works™	0 to 12% Cambridge Motor Works™	0 to 12% Cambridge Motor Works™	0 to 12% Cambridge Motor Works™	0 to 12% Cambridge Motor Works™
speed	.5 to 12 MPH	.5 to 12 MPH	.5 to 10 MPH	.5 to 12 MPH	.5 to 10 MPH
motor/digital drive system	Cambridge Motor Works™ 3.0 hp, Continuous-Duty	Cambridge Motor Works™ 3.0 hp, Continuous-Duty	Cambridge Motor Works™ 2.5 hp, Continuous-Duty	Cambridge Motor Works™ 3.0 hp, Continuous-Duty	Cambridge Motor Works™ 2.5 hp, Continuous-Duty
motor control	PWM w/ Fuseless Current Limit	PWM w/ Fuseless Current Limit	PWM w/ Fuseless Current Limit	PWM w/ Fuseless Current Limit	PWM w/ Fuseless Current Limit
deck	1" Low Maintenance, Prewaxed Phenolic, Reversible	1" Low Maintenance, Prewaxed Phenolic	1" Low Maintenance, Prewaxed Phenolic	1" Low Maintenance, Prewaxed Phenolic	1" Low Maintenance, Prewaxed Phenolic
cushioning	8 Variable-Durometer Elastomer Cushions	8 Variable-Durometer Elastomer Cushions	8 Variable-Durometer Elastomer Cushions	8 Variable-Durometer Elastomer Cushions	8 Variable-Durometer Elastomer Cushions
belt	Orthopedic Cushioned	Orthopedic Cushioned	2-Ply Anti-Static	Orthopedic Cushioned	2-Ply Anti-Static
rollers	2.5" Crowned with Large O.D. Bearings	2.5" Crowned with Large O.D. Bearings	2.5" Crowned with Large O.D. Bearings	2.5" Crowned with Large O.D. Bearings	2.5" Crowned with Large O.D. Bearings
frame	Extra-Heavy Gauge Steel Welded	Heavy Gauge Steel Welded	Heavy Gauge Steel Welded	Heavy Gauge Steel Welded	Heavy Gauge Steel Welded
home warranty*	Lifetime Frame/Motor, 5 Years Electronics/Parts, 1 Year Labor	Lifetime Frame/Motor, 5 Years Electronics/Parts, 1 Year Labor	Lifetime Frame/Motor, 5 Years Electronics/Parts, 1 Year Labor	Lifetime Frame/Motor, 5 Years Electronics/Parts, 1 Year Labor	Lifetime Frame/Motor, 5 Years Electronics/Parts, 1 Year Labor
dimensions	80"L x 29"W x 57"H	76"L x 29"W x 57"H	73"L x 29"W x 57"H	76"L x 33"W x 55"H In-Use, 31"L x 33"W x 71"H Folded	73"L x 33"W x 55"H In-Use, 31"L x 33"W x 68"H Folded
product weight	300 lbs.	260 lbs.	225 lbs.	260 lbs.	250 lbs.
max. user weight	400 lbs.	350 lbs.	325 lbs.	325 lbs.	325 lbs.
upgrades from previous model	UPGRADES FROM T9500 Larger Running Surface, Higher Elevation, Reversible Deck, Extra-Heavy Gauge Steel Frame, Increased Maximum User Weight	UPGRADES FROM T9200 Larger Running Surface, Higher Speed, 3.0 hp Motor, Orthopedic Cushioned Belt, Increased Maximum User Weight	UPGRADES FROM SPORTING GOODS MODEL Heavy Gauge Steel Frame, Variable-Elastomer Cushioning System, Warranty, Professional Assembly	UPGRADES FROM T9250 Larger Running Surface, Higher Speed, 3.0 hp Motor, Orthopedic Cushioned Belt	SPORTING GOODS MODEL Heavy Gauge Steel Frame, Variable-Elastomer Cushioning System, Warranty, Professional Assembly


\* Refer to [www.visionfitness.com](http://www.visionfitness.com) for complete Warranty details.  
All product specifications are subject to change.



## The Perfect Fitness Solution ...

The SPRINT 8® program found on Vision Fitness® treadmills was developed with Phil Campbell, MS, MA, and author of **Ready, Set, Go! Synergy Fitness**. Mr. Campbell is an expert in the field of anaerobic exercise, which has been cited by numerous medical publications as the cure for somatopause or the “middle-age spread.” The “middle-age spread” is the energy decline, weight-gain, loss of muscle, and wrinkled skin we experience after age 30.

Vision Fitness is the first fitness company to integrate anaerobic exercise programming (SPRINT 8) into our equipment that specifically promotes the natural release of human growth hormone. This hormone—the most powerful body-fat-cutting, muscle-toning, anti-aging substance known in science—is produced by the body during the SPRINT 8® workout.




comfortable

reliable

simple

*it all  
starts  
with a  
vision*



500 South CP Avenue ▪ P.O. Box 280 ▪ Lake Mills, WI 53551  
toll free 800.335.4348 ▪ phone 920.648.4090 ▪ fax 920.648.3373  
[www.visionfitness.com](http://www.visionfitness.com)

©2008 Vision Fitness. All Rights Reserved. Cambridge Motor Works,  
HRT, and SPRINT 8 are Trademarks of Vision Fitness.

May be covered by one or more patents or patents pending:

US 6273843, US 7104930, TW 586429, CN 03206094.7

9.08 Part #ZMM1000181

LIT18.02MKT

REV27